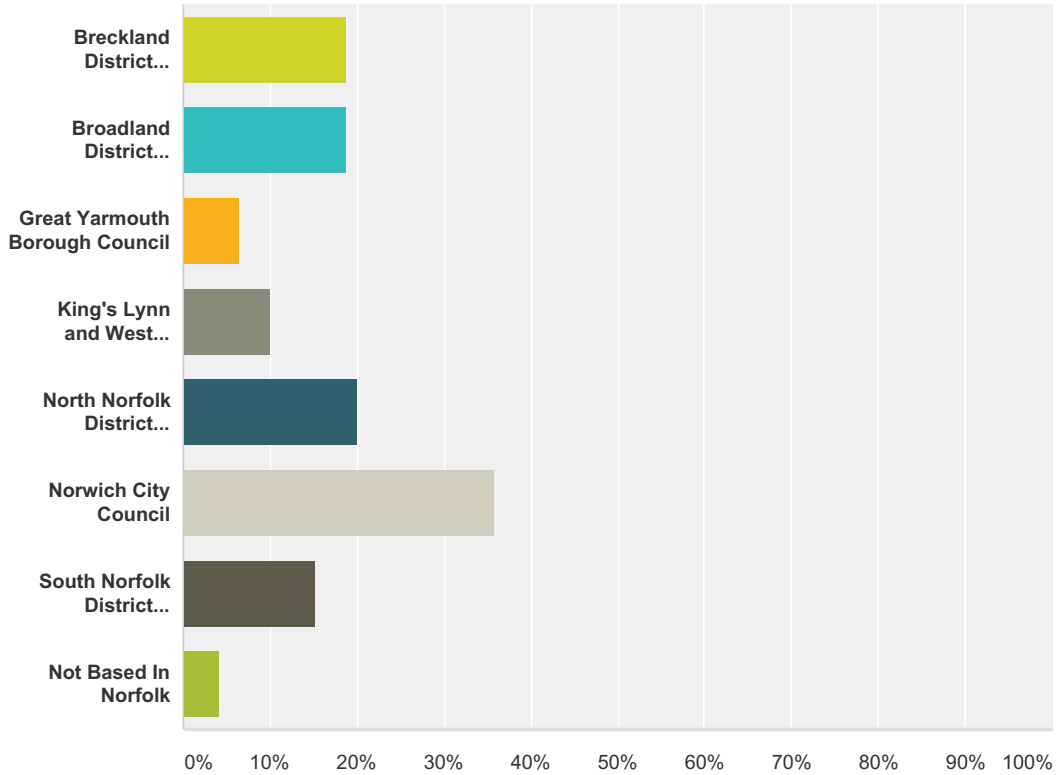


Q1 Are you based in any of the following council areas in Norfolk, England? (please tick more than one if your business has more than one base).

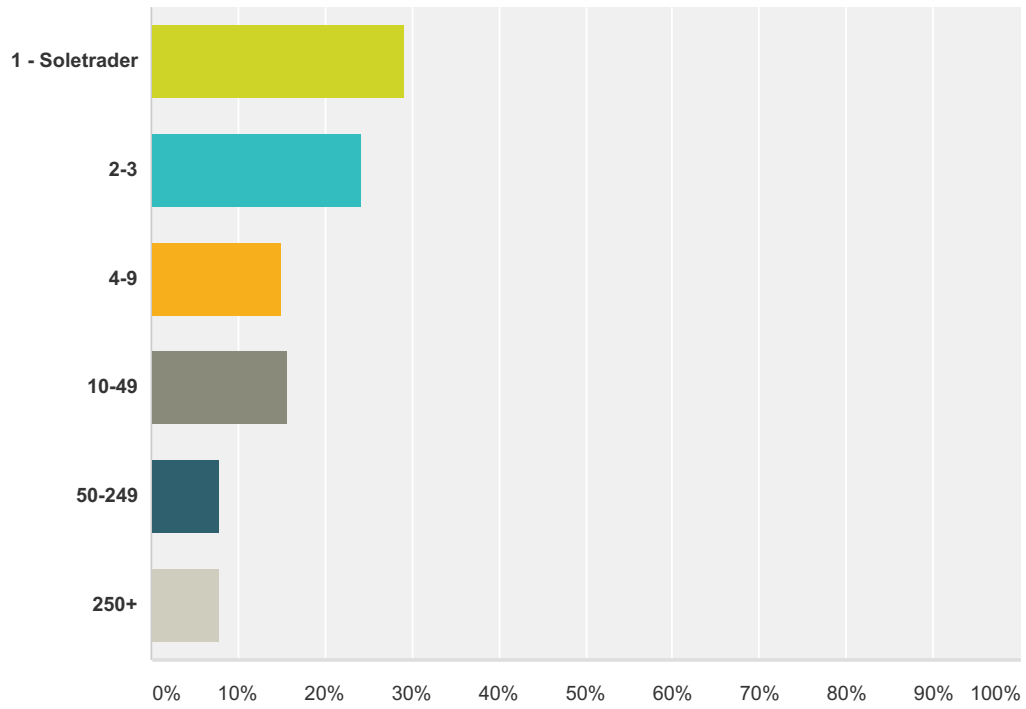
Answered: 170 Skipped: 0



Answer Choices	Responses
Breckland District Council	18.82% 32
Broadland District Council	18.82% 32
Great Yarmouth Borough Council	6.47% 11
King's Lynn and West Norfolk Borough Council	10.00% 17
North Norfolk District Council	20.00% 34
Norwich City Council	35.88% 61
South Norfolk District Council	15.29% 26
Not Based In Norfolk	4.12% 7
Total Respondents: 170	

Q2 How many staff does your company have?

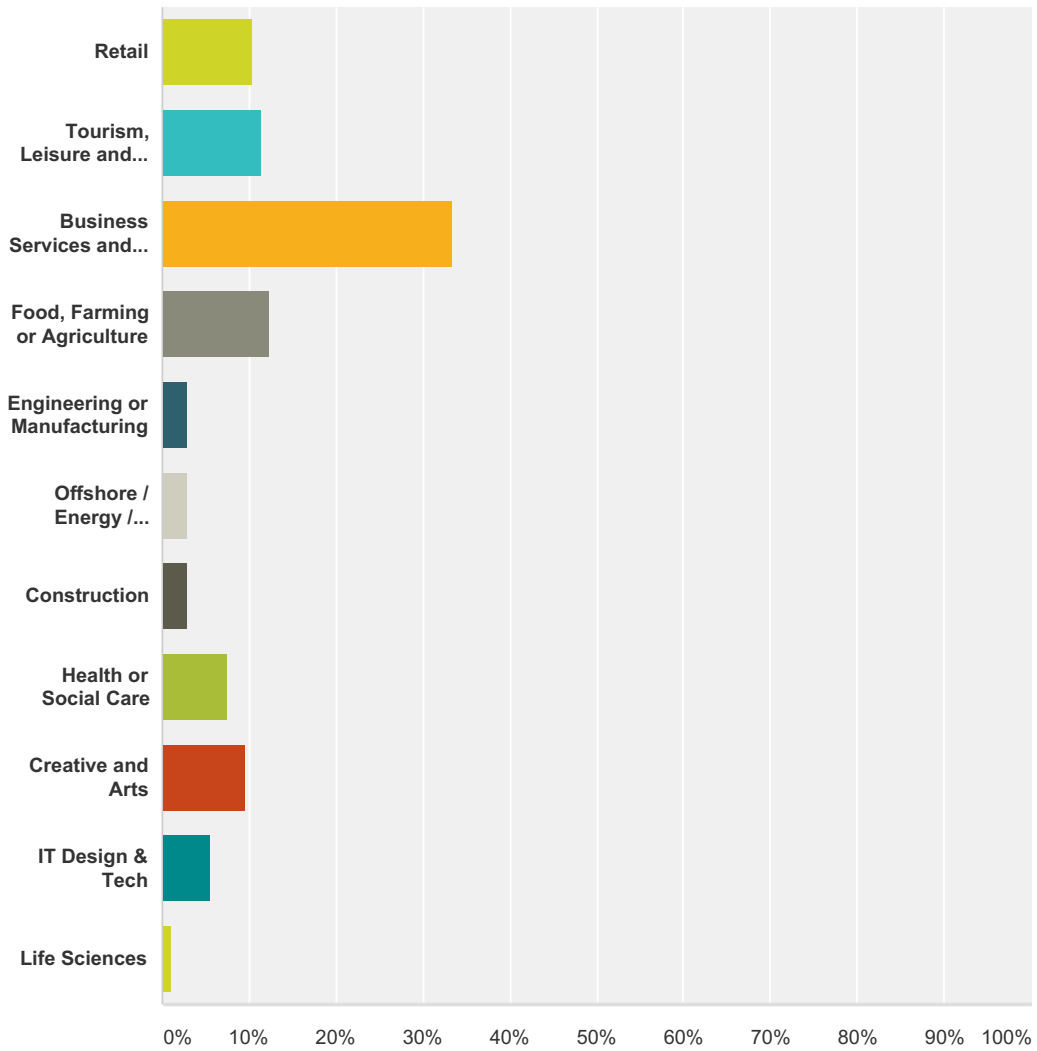
Answered: 140 Skipped: 30



Answer Choices	Responses	
1 - Soletrader	29.29%	41
2-3	24.29%	34
4-9	15.00%	21
10-49	15.71%	22
50-249	7.86%	11
250+	7.86%	11
Total		140

Q3 In which sector do you predominately work?

Answered: 105 Skipped: 65



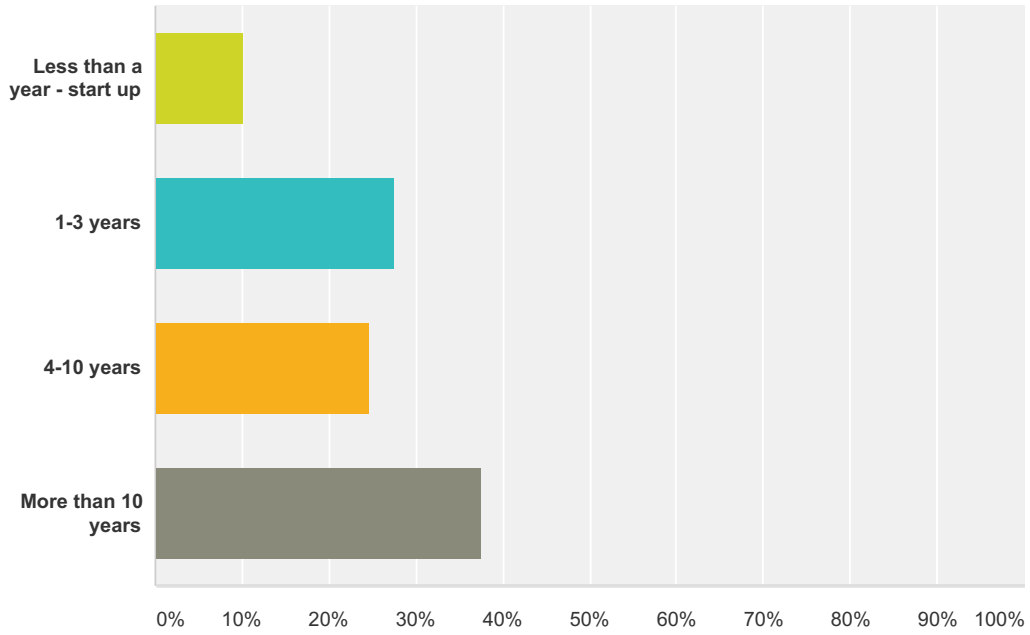
Answer Choices	Responses
Retail	10.48% 11
Tourism, Leisure and Hospitality	11.43% 12
Business Services and Financial Services	33.33% 35
Food, Farming or Agriculture	12.38% 13
Engineering or Manufacturing	2.86% 3
Offshore / Energy / Renewables	2.86% 3
Construction	2.86% 3
Health or Social Care	7.62% 8

The Big Q Survey 2014

Creative and Arts	9.52%	10
IT Design & Tech	5.71%	6
Life Sciences	0.95%	1
Total		105

Q4 How long have you been trading for?

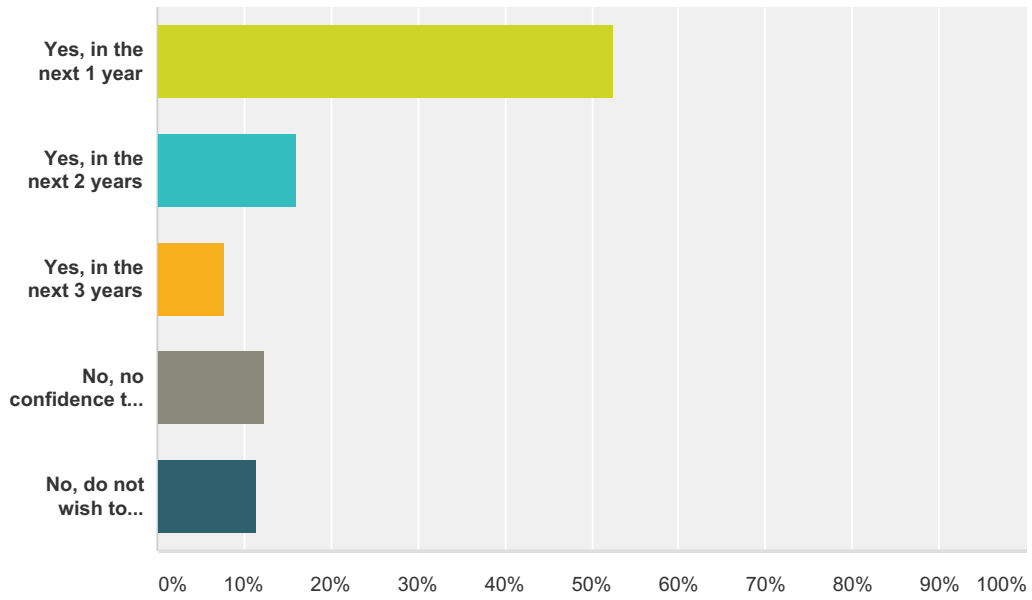
Answered: 138 Skipped: 32



Answer Choices	Responses	
Less than a year - start up	10.14%	14
1-3 years	27.54%	38
4-10 years	24.64%	34
More than 10 years	37.68%	52
Total		138

Q5 Are you gaining confidence to grow/expand your business?

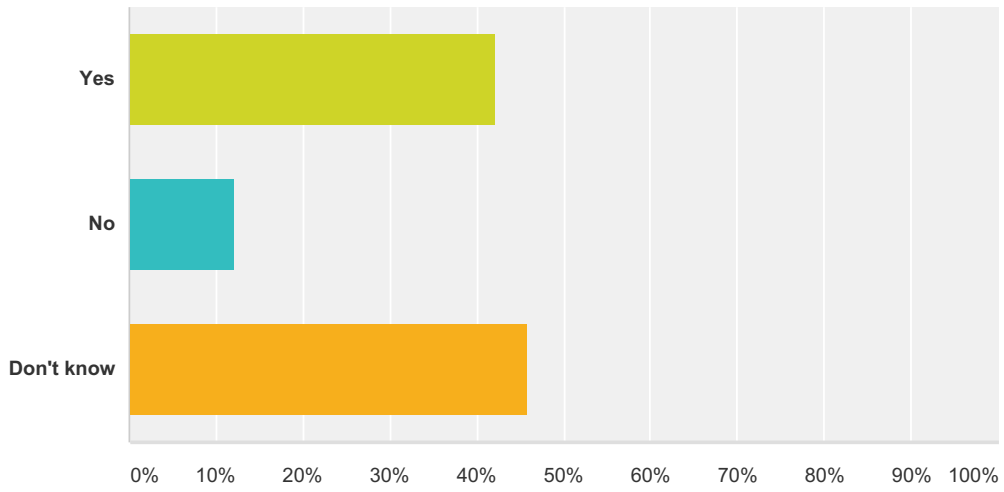
Answered: 131 Skipped: 39



Answer Choices	Responses
Yes, in the next 1 year	52.67% 69
Yes, in the next 2 years	16.03% 21
Yes, in the next 3 years	7.63% 10
No, no confidence to grow	12.21% 16
No, do not wish to grow/expand	11.45% 15
Total	131

Q6 Are other businesses similar to yours growing?

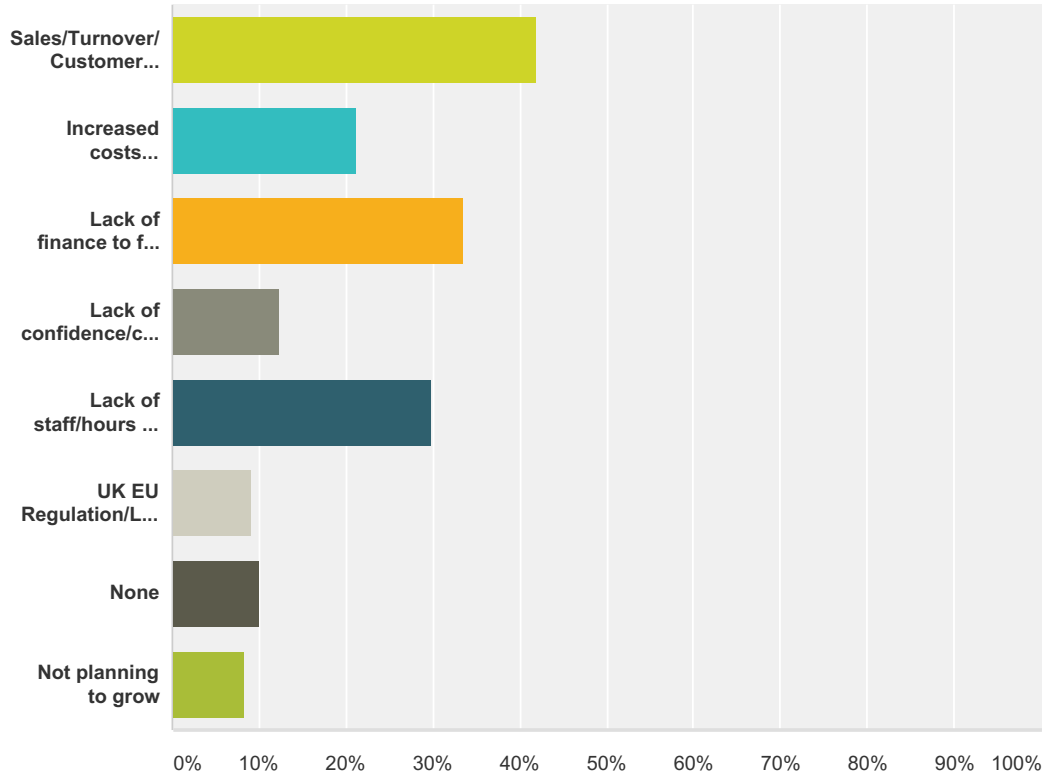
Answered: 133 Skipped: 37



Answer Choices	Responses
Yes	42.11% 56
No	12.03% 16
Don't know	45.86% 61
Total	133

Q7 What are the main barriers to growth for your business at the moment? (please tick all that apply)

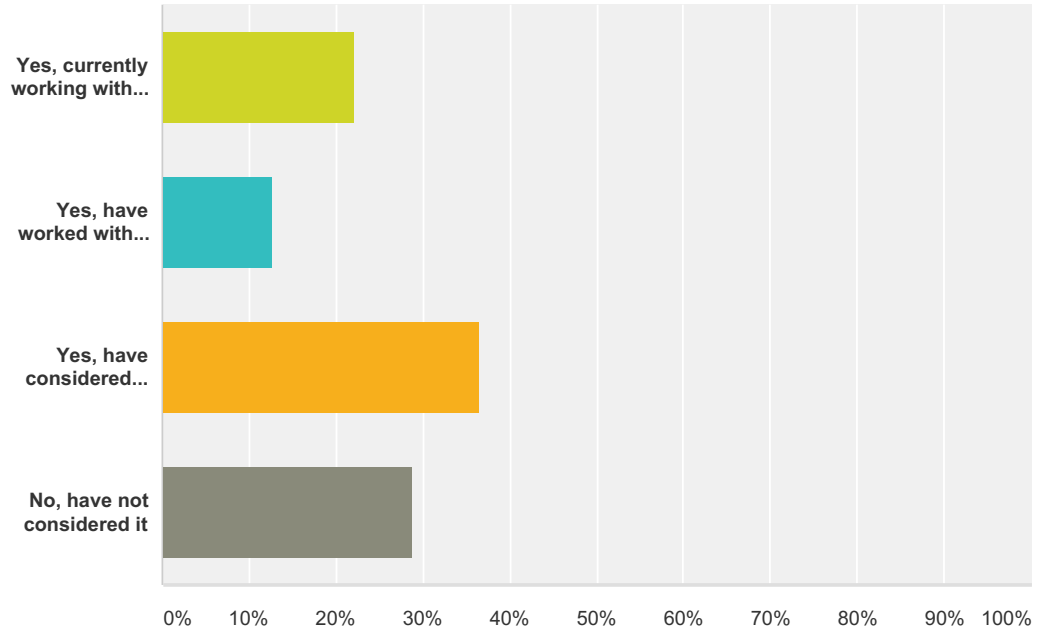
Answered: 131 Skipped: 39



Answer Choices	Responses
Sales/Turnover/Customer volumes	41.98% 55
Increased costs associated with your business	21.37% 28
Lack of finance to fund expansion	33.59% 44
Lack of confidence/concern about the future so you're being cautious	12.21% 16
Lack of staff/hours in the day to do anymore	29.77% 39
UK EU Regulation/Legal Administration	9.16% 12
None	9.92% 13
Not planning to grow	8.40% 11
Total Respondents: 131	

Q8 Do you, or have you considered doing work with Public Sector organisations or Local Authorities?

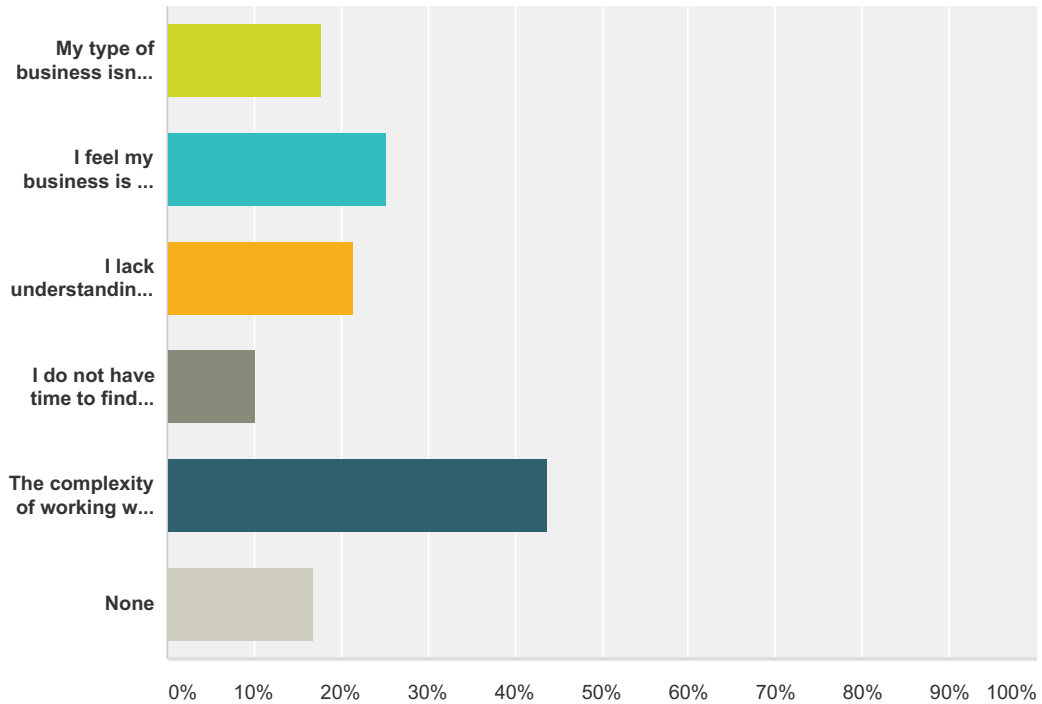
Answered: 118 Skipped: 52



Answer Choices	Responses
Yes, currently working with them	22.03% 26
Yes, have worked with them in the past	12.71% 15
Yes, have considered working with them	36.44% 43
No, have not considered it	28.81% 34
Total	118

Q9 What are the main barriers for you working with Public Sector organisations or Local Authorities? (please tick all that apply)

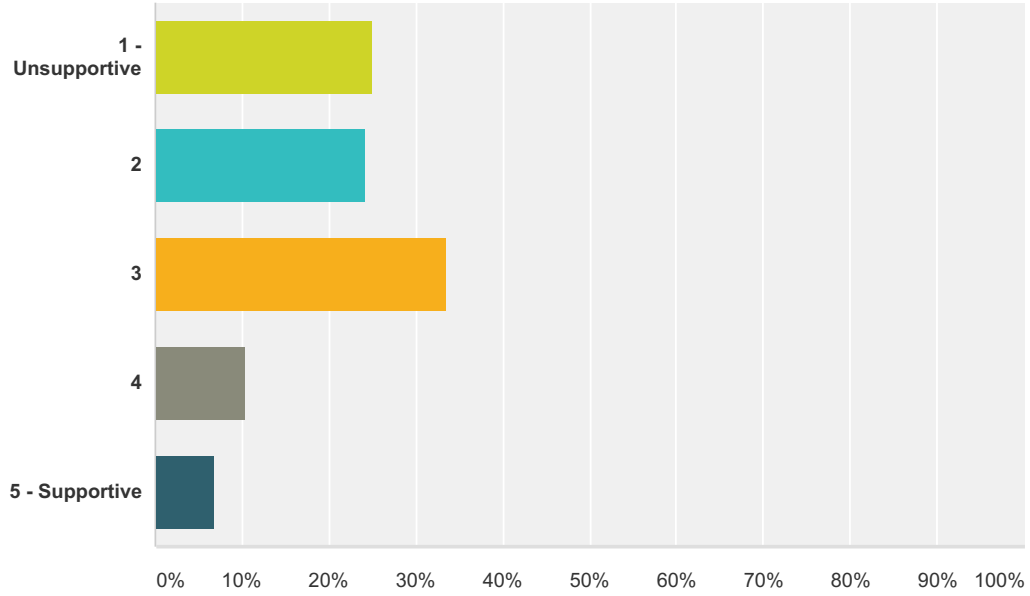
Answered: 107 Skipped: 63



Answer Choices	Responses
My type of business isn't suited to working with these organisations	17.76% 19
I feel my business is too small to gain work with these organisations	25.23% 27
I lack understanding of how to get work with these organisations	21.50% 23
I do not have time to find work opportunities with these organisations	10.28% 11
The complexity of working with these organisations (Regulation/Administration)	43.93% 47
None	16.82% 18
Total Respondents: 107	

Q10 On a scale of 1 to 5 how do you rate your District Council in terms of support for your business?

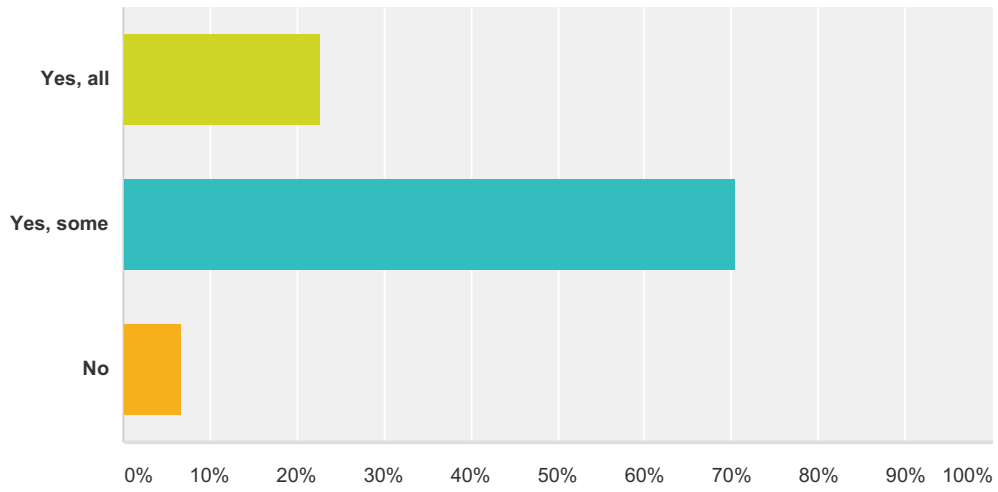
Answered: 116 Skipped: 54



Answer Choices	Responses	
1 - Unsupportive	25.00%	29
2	24.14%	28
3	33.62%	39
4	10.34%	12
5 - Supportive	6.90%	8
Total		116

Q11 Do you source any goods and services for your business locally?

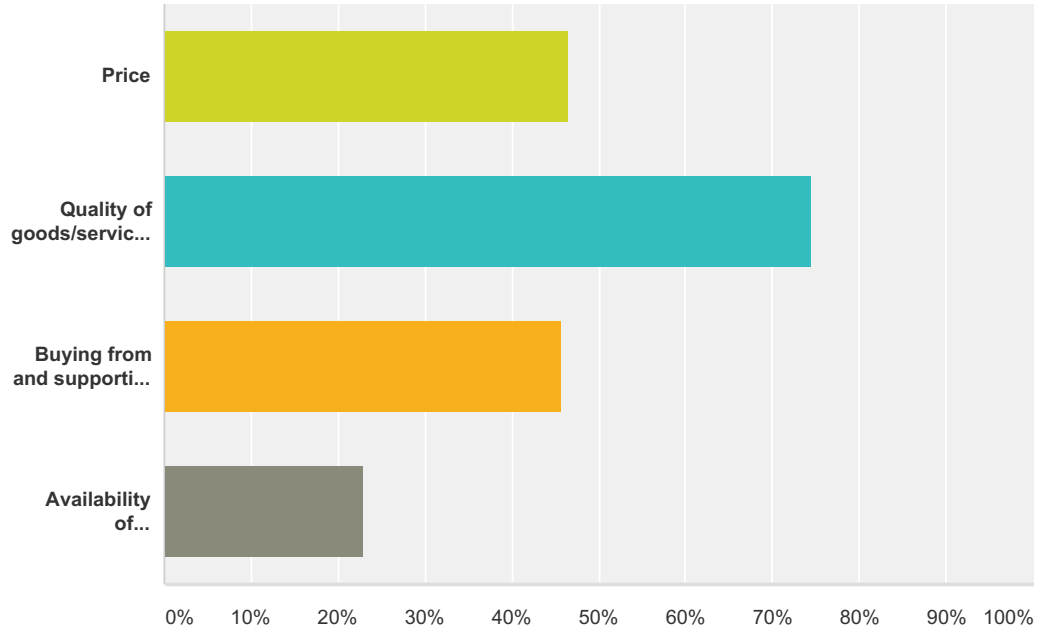
Answered: 119 Skipped: 51



Answer Choices	Responses
Yes, all	22.69% 27
Yes, some	70.59% 84
No	6.72% 8
Total	119

Q12 What are the top two drivers that influence your decision to purchase goods and services? (please tick up to two responses)

Answered: 118 Skipped: 52



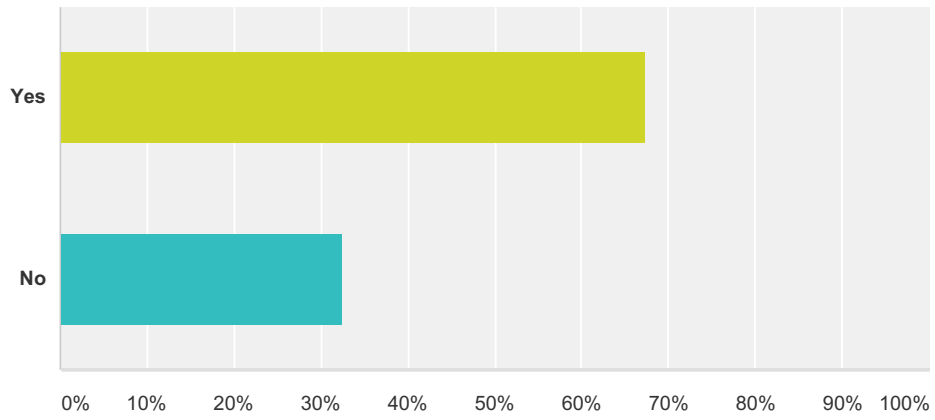
Answer Choices	Responses
Price	46.61% 55
Quality of goods/services to meet my needs	74.58% 88
Buying from and supporting local suppliers	45.76% 54
Availability of goods/services (lead times to delivery)	22.88% 27
Total Respondents: 118	

**Q13 Please write in any further comments
or suggestions you have about growing
your business.**

Answered: 19 Skipped: 151

Q14 Have you considered taking on a young person to help grow your business?

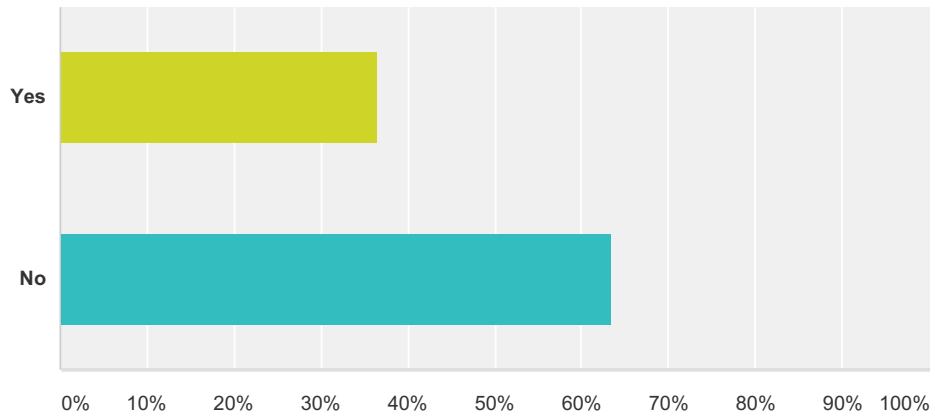
Answered: 117 Skipped: 53



Answer Choices	Responses
Yes	67.52% 79
No	32.48% 38
Total	117

Q15 Have you actually taken on a young person to help grow your business?

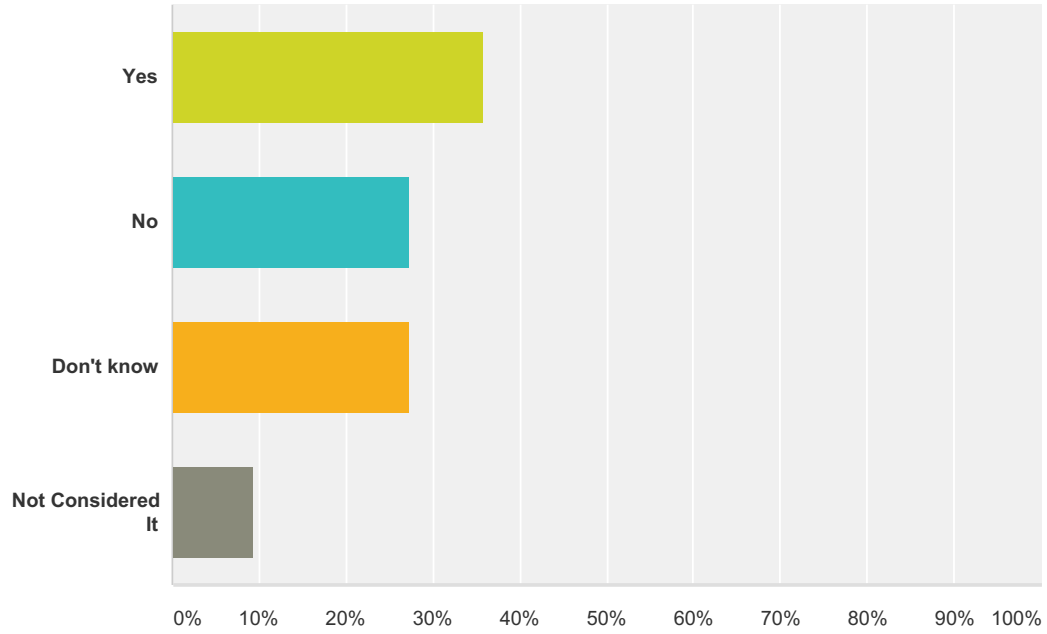
Answered: 118 Skipped: 52



Answer Choices	Responses	
Yes	36.44%	43
No	63.56%	75
Total		118

Q16 Would a young person help free up your time to concentrate on running/growing your business?

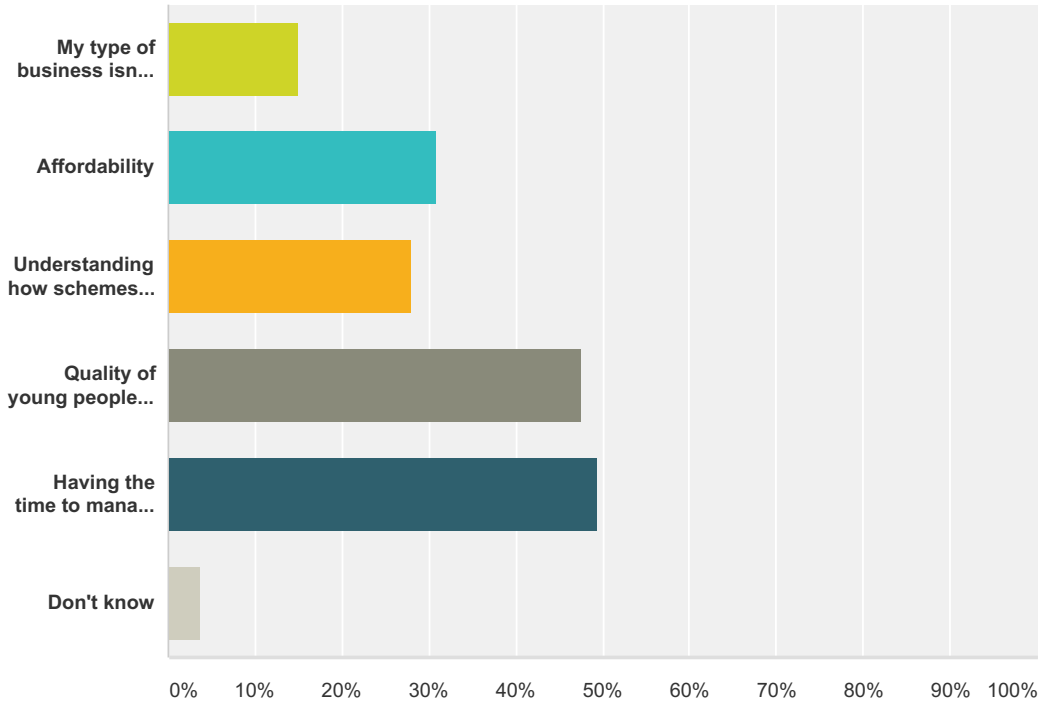
Answered: 117 Skipped: 53



Answer Choices	Responses	
Yes	35.90%	42
No	27.35%	32
Don't know	27.35%	32
Not Considered It	9.40%	11
Total		117

Q17 What do you consider to be the barriers or the complications of taking on a young person? (please tick all that apply)

Answered: 107 Skipped: 63



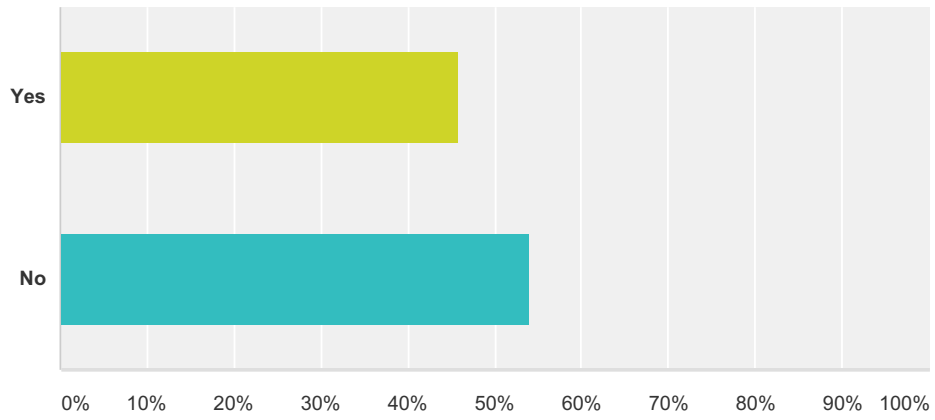
Answer Choices	Responses
My type of business isn't suited to young people	14.95% 16
Affordability	30.84% 33
Understanding how schemes work to support employing young people	28.04% 30
Quality of young people available (skills, attitude, work ethic)	47.66% 51
Having the time to manage and develop young people in my workplace	49.53% 53
Don't know	3.74% 4
Total Respondents: 107	

Q18 Please write in any further comments or suggestions you have about having a young person help grow your business.

Answered: 17 Skipped: 153

Q19 Do you know what support is available for employing young people?

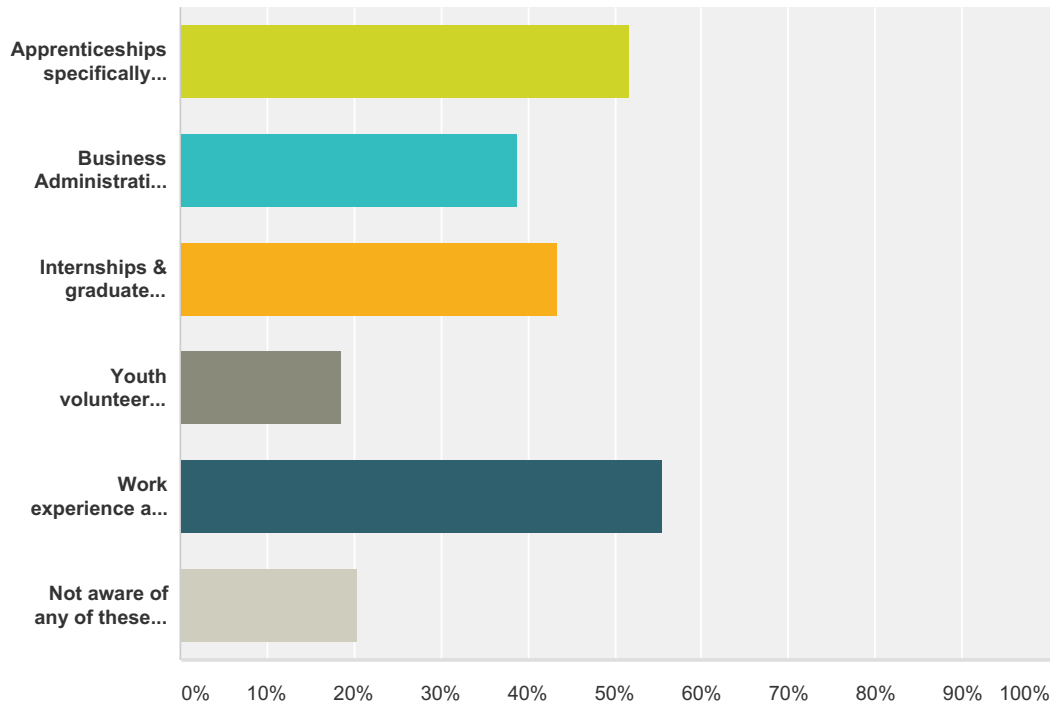
Answered: 111 Skipped: 59



Answer Choices	Responses
Yes	45.95% 51
No	54.05% 60
Total	111

Q20 Are you aware of any of the following schemes? (please tick all that apply)

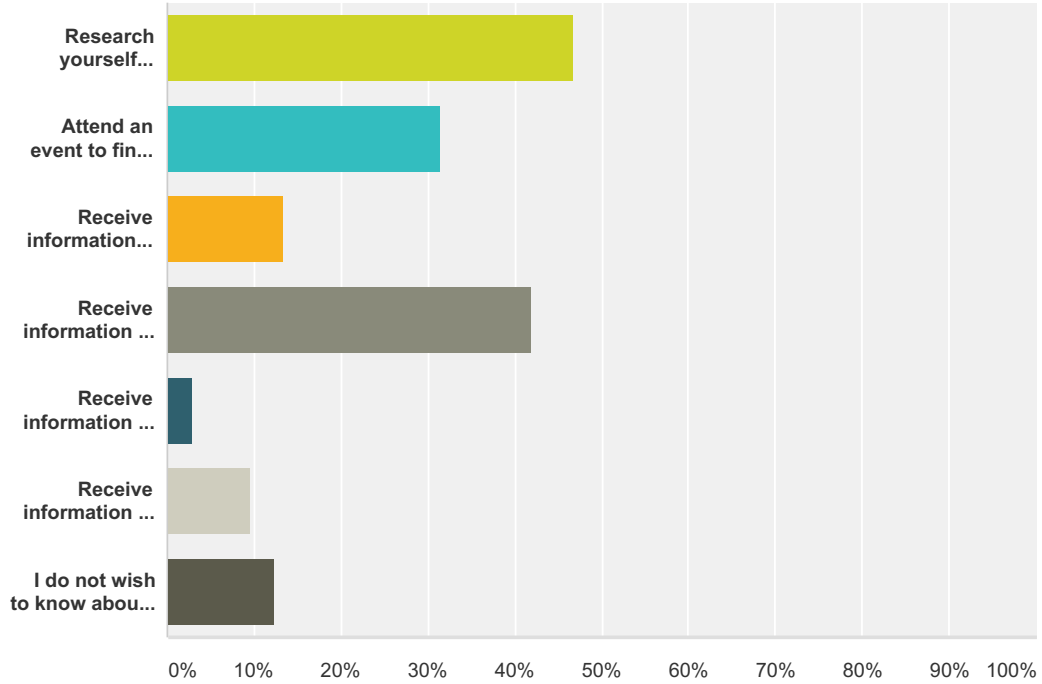
Answered: 108 Skipped: 62



Answer Choices	Responses
Apprenticeships specifically for your area of business	51.85% 56
Business Administration apprenticeships to support your admin	38.89% 42
Internships & graduate development schemes	43.52% 47
Youth volunteer networks	18.52% 20
Work experience and work placement schemes	55.56% 60
Not aware of any of these schemes	20.37% 22
Total Respondents: 108	

Q21 How would you like to find out about these kinds of schemes? (please tick all that apply)

Answered: 105 Skipped: 65



Answer Choices	Responses
Research yourself through the internet	46.67% 49
Attend an event to find out more	31.43% 33
Receive information through the post	13.33% 14
Receive information via email	41.90% 44
Receive information via a phone call	2.86% 3
Receive information via a visit to your business	9.52% 10
I do not wish to know about these schemes	12.38% 13
Total Respondents: 105	

Q22 Please write in any further comments or suggestions you have about the support available to take on a young person.

Answered: 10 Skipped: 160

**Q23 What one thing would help your
business grow?**

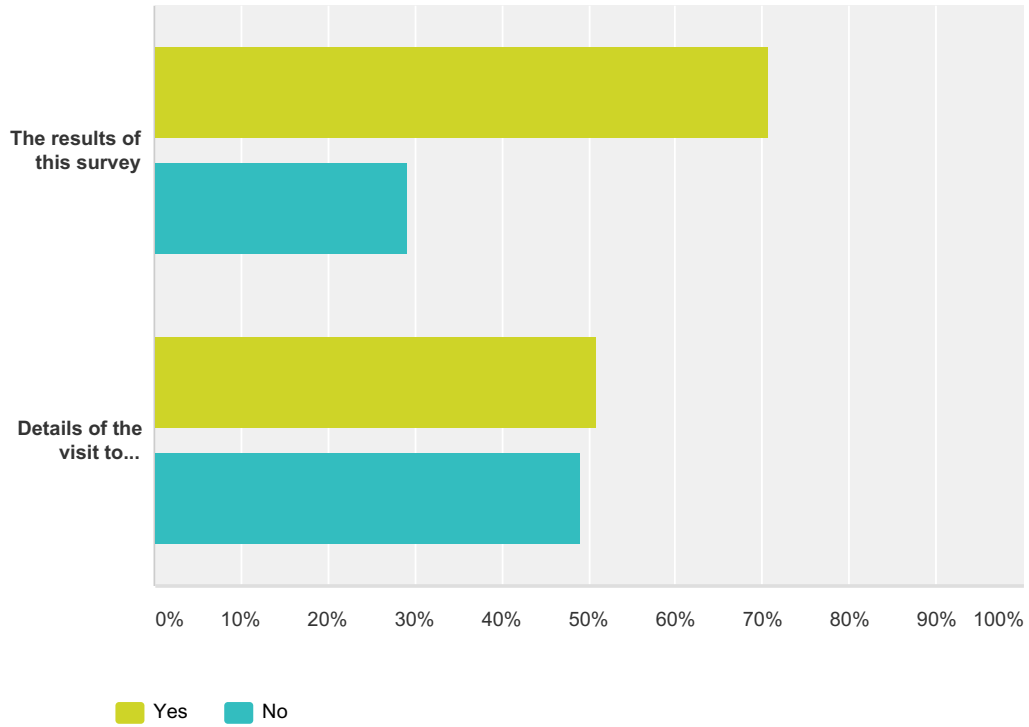
Answered: 57 Skipped: 113

**Q24 Please write in any further comments
you would like to make.**

Answered: 9 Skipped: 161

Q25 Please indicate whether you are interested in the results of this survey and / or receiving information about the visit to Parliament in October to present the results to local MPs.

Answered: 108 Skipped: 62



	Yes	No	Total
The results of this survey	70.75% 75	29.25% 31	106
Details of the visit to Parliament to present the findings to local MPs in October	51.02% 50	48.98% 48	98

Q26 If you would like information on the results of the survey or information on when the findings will be presented to Parliament please fill in your details:

Answered: 74 Skipped: 96

Answer Choices	Responses
Name:	100.00% 74
Company:	97.30% 72
Address 1:	0.00% 0
Address 2:	0.00% 0
City/Town:	0.00% 0
State/Province:	0.00% 0
ZIP/Postal Code:	0.00% 0
Country:	0.00% 0
Email Address:	100.00% 74
Phone Number:	0.00% 0